



Dry Weight: 1045 Lbs.

Roof/Wall Framing: Aluminum

Adult Sleeping: 3-4

Floor Length: 80"

Height Down (including vent): 54" (Most Trucks)

Exterior Material: Aluminum

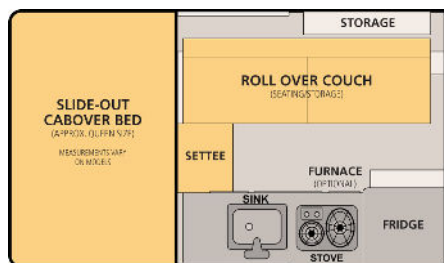
Extended Interior Height: 6'4"

Body Width: 75"

Roof Length: 128"

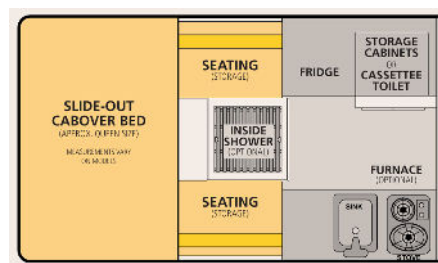
Fresh Water Capacity: 20 Gallons

Cabover Bed: 76" L x 72" W



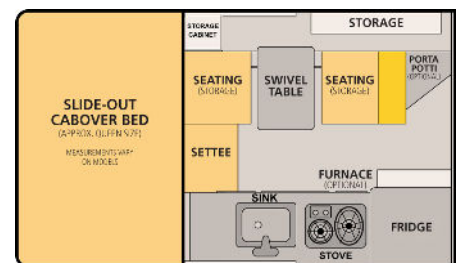
Roll Over Couch

Cabover Bed: 76" L x 72" W



Front Dinette

Cabover Bed: 76" L x 72" W



Side Dinette

Northern California Factory & Showroom
1400 Churchill Downs Ave, Woodland, CA 95776

(530) 666-1442 | www.fourwheelcampers.com | sales@fourwh.com



Please see price sheet for all available options

Standard Features

| | |
|--|---|
| Queen Sized Extended Cabover Bed w/ Mattress | Roll Over Couch Seating w/ Portable Table |
| Formica Counter Tops | 2-way Refrigerator/Freezer - 65 Liters |
| 20 Gallon Fresh Water Tank | Flush Mount Kitchen Sink w/ Electric Water Pump |
| Flush Mount 2 Burner Propane Stove | 2x 10 lb. Propane Tanks |
| Powered Roof Vent Fan Over Kitchen | LED Interior Lights & Porch Light |
| Large Radius Sliding Passenger Side Window Safety Exit | Privacy Curtains |
| Lithium Battery (135ah) | Modern 12v Power System w/ Truck Charging |
| 120v Electrical Shore Power System w/ 30 amp Converter | 12v USB Outlets and Accessory Plug |
| Pre-wired for Solar | All Aluminum "Flex-Frame" |
| Aluminum Exterior Sides and One Piece Roof | Insulated Side Walls & Roof |
| Gas Strut Roof Lift Assists | Rugged Pop Up Liner w/ 4 Windows |
| Entry Door with Locks and Screen | Fire Extinguisher, LP/CO Detector, Smoke Detector |



Mid Size Camper Models

| Options | Truck Bed Size: Base Price: | Swift | Fleet | Price |
|---------|--------------------------------|-----------------|-----------------|-------|
| | | 5ft \$26,625 | 6ft \$26,625 | |

Be sure to check out Model Sheets for a list of Standard options!

Floor Plan

| | | | |
|-------------------------------|-----|-----------------------|---------|
| Side Dinette w/ Swivel Table | n/a | <input type="radio"/> | \$1,125 |
| Front Dinette w/ Swivel Table | n/a | <input type="radio"/> | \$2,250 |

Interior Color

| | | | |
|----------------------|-----------------------|-----------------------|-------|
| Silver Spur Interior | <input type="radio"/> | <input type="radio"/> | \$850 |
|----------------------|-----------------------|-----------------------|-------|

Fabric

| | | | |
|-----------------|-----------------------|-----------------------|-------|
| Fabric Upgraded | <input type="radio"/> | <input type="radio"/> | \$425 |
|-----------------|-----------------------|-----------------------|-------|

Power

| | | | |
|---|-----------------------|-----------------------|---------|
| Batteries - Dual Lithium Batteries (270 Ah) | <input type="radio"/> | <input type="radio"/> | \$1,295 |
|---|-----------------------|-----------------------|---------|

*Redarc Manager 30 Systems Only Available in FD Floor Plans

| | | | |
|---|-----------------------|-----------------------|---------|
| Batteries - Dual Lithium Batteries w/ Redarc Manager 30 & Rogue | <input type="radio"/> | <input type="radio"/> | \$5,995 |
|---|-----------------------|-----------------------|---------|

| | | | |
|---------------------------------------|-----------------------|-----------------------|-------|
| Solar Panel - 130 Watt Portable Panel | <input type="radio"/> | <input type="radio"/> | \$595 |
|---------------------------------------|-----------------------|-----------------------|-------|

| | | | |
|---|-----------------------|-----|---------|
| Solar Panel - 160W Roof Mounted Panel (2x 80 Panels) *2 fans only | <input type="radio"/> | n/a | \$1,095 |
|---|-----------------------|-----|---------|

| | | | |
|---|-----------------------|-----------------------|---------|
| Solar Panel - 250W Roof Mounted Panel (2x 125 Panels) | <input type="radio"/> | <input type="radio"/> | \$1,695 |
|---|-----------------------|-----------------------|---------|

| | | | |
|---|-----------------------|-----------------------|---------|
| Solar Panel - 500W Roof Mounted Panel (4x 125 Panels) | <input type="radio"/> | <input type="radio"/> | \$3,295 |
|---|-----------------------|-----------------------|---------|

| | | | |
|--|-----------------------|-----------------------|---------|
| Solar Panel - 250W Roof Mounted Panel for Manager 30 (2x 125 Panels) | <input type="radio"/> | <input type="radio"/> | \$1,495 |
|--|-----------------------|-----------------------|---------|

| | | | |
|--|-----------------------|-----------------------|---------|
| Solar Panel - 500W Roof Mounted Panel for Manager 30 (4x 125 Panels) | <input type="radio"/> | <input type="radio"/> | \$3,095 |
|--|-----------------------|-----------------------|---------|

Appliances

| | | | |
|---|-----------------------|-----------------------|-------|
| Roof Lift - Internal Roof Lift Actuator | <input type="radio"/> | <input type="radio"/> | \$825 |
|---|-----------------------|-----------------------|-------|

| | | | |
|---|-----|-----------------------|-------|
| Refrigerator/Freezer - 2-Way 85 Liter *Fleet Front Dinette Only | n/a | <input type="radio"/> | \$525 |
|---|-----|-----------------------|-------|

| | | | |
|-------------------------|-----------------------|-----------------------|---------|
| Furnace - Truma Furnace | <input type="radio"/> | <input type="radio"/> | \$1,100 |
|-------------------------|-----------------------|-----------------------|---------|

| | | | |
|--------------------------------------|-----------------------|-----------------------|---------|
| Truma Water Heater w/ Outside Shower | <input type="radio"/> | <input type="radio"/> | \$1,225 |
|--------------------------------------|-----------------------|-----------------------|---------|

| | | | |
|---|-----|-----------------------|---------|
| Truma Water Heater w/ Outside & Inside Shower *Front Dinette Only | n/a | <input type="radio"/> | \$2,045 |
|---|-----|-----------------------|---------|

| | | | |
|--|-----|-----------------------|---------|
| Truma Water Heater w/ Outside Shower, Toilet *Front Dinette Only | n/a | <input type="radio"/> | \$2,725 |
|--|-----|-----------------------|---------|

| | | | |
|---|-----|-----------------------|---------|
| Truma Water Heater w/ Outside & Inside Shower, Toilet *Front Dinette Only | n/a | <input type="radio"/> | \$4,100 |
|---|-----|-----------------------|---------|

| | | | |
|---|-----|-----------------------|---------|
| Built In Cassette Toilet * Front Dinette Only | n/a | <input type="radio"/> | \$1,500 |
|---|-----|-----------------------|---------|

| | | | |
|-----------------------------------|-----------------------|-----------------------|-------|
| Fan - Additional Powered Roof Fan | <input type="radio"/> | <input type="radio"/> | \$395 |
|-----------------------------------|-----------------------|-----------------------|-------|

| | | | |
|---|-----------------------|-----------------------|---------|
| Air Conditioning - Roof Mounted AC Unit 12v | <input type="radio"/> | <input type="radio"/> | \$4,995 |
|---|-----------------------|-----------------------|---------|

*Must have Dual Lithium Batteries



Mid Size Camper Models

| Options | Truck Bed Size: Base Price: | Swift | Fleet | Price |
|---------|--------------------------------|-----------------|-----------------|-------|
| | | 5ft \$26,625 | 6ft \$26,625 | |

Be sure to check out Model Sheets for a list of Standard options!

Internal Options

| | | | |
|--|--------------------------|--------------------------|---------|
| Thermal - Quilted Thermal Pack Upper Only | <input type="checkbox"/> | <input type="checkbox"/> | \$975 |
| Thermal - Quilted Thermal Pack W/ Lower Window Coverings | <input type="checkbox"/> | <input type="checkbox"/> | \$1,275 |
| Kits - Carpet Kit | <input type="checkbox"/> | <input type="checkbox"/> | \$250 |
| Portable Toilet - CleanWaste Toilet w/ Waste Bags | <input type="checkbox"/> | <input type="checkbox"/> | \$135 |
| Portable Toilet - Porta Potti | <input type="checkbox"/> | <input type="checkbox"/> | \$160 |

External Options

| | | | |
|--|--------------------------|--------------------------|---------|
| Jacks - Mechanical Camper Jacks (4) | <input type="checkbox"/> | <input type="checkbox"/> | \$950 |
| Jacks - Camper Jack Extension Plates (2) | <input type="checkbox"/> | <input type="checkbox"/> | \$75 |
| Roof Rack - Yakima "Tracks Only" Installed on Roof | <input type="checkbox"/> | <input type="checkbox"/> | \$525 |
| Roof Rack - Yakima JetStream Roof Rack - Complete System | <input type="checkbox"/> | <input type="checkbox"/> | \$1,450 |
| Roof Rack - Yakima Ski & Kayak Mounts Available | <input type="checkbox"/> | <input type="checkbox"/> | |
| Awning - 8' Side Awning w/ Light | <input type="checkbox"/> | <input type="checkbox"/> | \$1,875 |
| Awning - Bat 270 Degree Awning w/ Light | <input type="checkbox"/> | <input type="checkbox"/> | \$2,695 |
| Lights - Rear Flood Lights - LED | <input type="checkbox"/> | <input type="checkbox"/> | \$350 |
| Lights - Exterior LED Lighting | <input type="checkbox"/> | <input type="checkbox"/> | \$350 |
| Wall Steps - Rear Wall Steps | <input type="checkbox"/> | <input type="checkbox"/> | \$350 |
| Entry Steps - Plastic Portable Steps | <input type="checkbox"/> | <input type="checkbox"/> | \$60 |
| Entry Steps - Lightweight Aluminum Hitch Receiver Step | <input type="checkbox"/> | <input type="checkbox"/> | \$275 |
| Kits - External Propane Port - Low Pressure | <input type="checkbox"/> | <input type="checkbox"/> | \$225 |
| Kits - Axe & Shovel Expedition Kit | <input type="checkbox"/> | <input type="checkbox"/> | \$500 |
| Kits - Shower Enclosure | <input type="checkbox"/> | <input type="checkbox"/> | \$450 |
| Kits - Ready To Go Anywhere Package | <input type="checkbox"/> | <input type="checkbox"/> | \$295 |
| Board Rack - Single Surf Board Rack | <input type="checkbox"/> | <input type="checkbox"/> | \$550 |

Installation

| | | | |
|--|--------------------------|--------------------------|---------|
| Camera - Simple | <input type="checkbox"/> | <input type="checkbox"/> | \$525 |
| Camera - Complex | <input type="checkbox"/> | <input type="checkbox"/> | \$750 |
| Install - Standard Installation w/ Wiring | Required | Required | \$795 |
| Install - Composite Truck Bed Installation w/Wiring | <input type="checkbox"/> | <input type="checkbox"/> | \$995 |
| Install - External Tie Down w/ Wiring (Typically for Swifts) | <input type="checkbox"/> | <input type="checkbox"/> | \$1,895 |